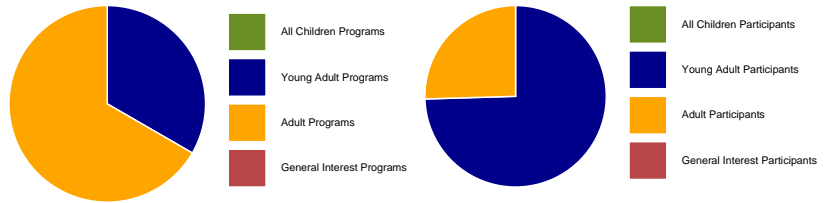


January

Overview

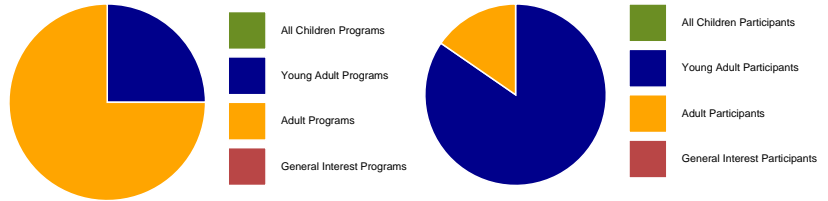
| | | | | | |
|---------------------------|----------|--------|-------------------------------|------------|--------|
| All Children Programs | 0 | 0% | All Children Participants | 0 | 0% |
| Young Adult Programs | 1 | 33.33% | Young Adult Participants | 79 | 74.53% |
| Adult Programs | 2 | 66.67% | Adult Participants | 27 | 25.47% |
| General Interest Programs | 0 | 0% | General Interest Participants | 0 | 0% |
| Total Programs | 3 | | Total Participants | 106 | |



February

Overview

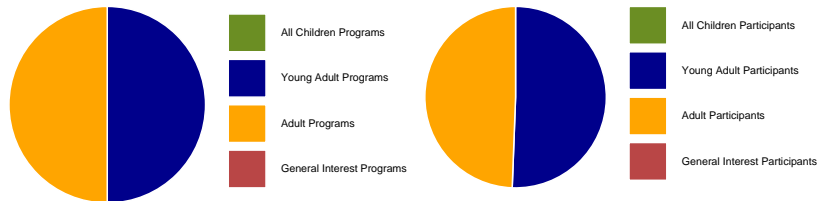
| | | | | | |
|---------------------------|----------|-----|-------------------------------|-----------|--------|
| All Children Programs | 0 | 0% | All Children Participants | 0 | 0% |
| Young Adult Programs | 1 | 25% | Young Adult Participants | 66 | 84.62% |
| Adult Programs | 3 | 75% | Adult Participants | 12 | 15.38% |
| General Interest Programs | 0 | 0% | General Interest Participants | 0 | 0% |
| Total Programs | 4 | | Total Participants | 78 | |



March

Overview

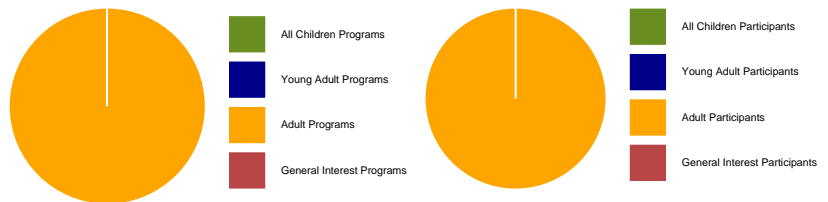
| | | | | | |
|---------------------------|----------|-----|-------------------------------|------------|-------|
| All Children Programs | 0 | 0% | All Children Participants | 0 | 0% |
| Young Adult Programs | 4 | 50% | Young Adult Participants | 85 | 50.6% |
| Adult Programs | 4 | 50% | Adult Participants | 83 | 49.4% |
| General Interest Programs | 0 | 0% | General Interest Participants | 0 | 0% |
| Total Programs | 8 | | Total Participants | 168 | |



April

Overview

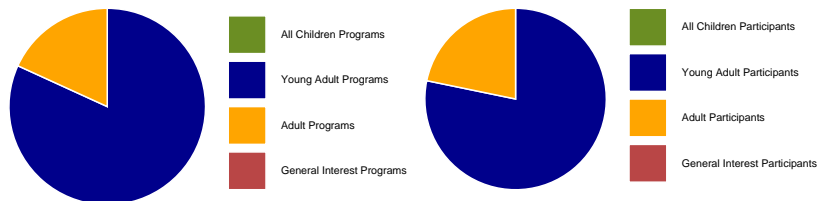
| | | | | | |
|---------------------------|----------|------|-------------------------------|-----------|------|
| All Children Programs | 0 | 0% | All Children Participants | 0 | 0% |
| Young Adult Programs | 0 | 0% | Young Adult Participants | 0 | 0% |
| Adult Programs | 3 | 100% | Adult Participants | 21 | 100% |
| General Interest Programs | 0 | 0% | General Interest Participants | 0 | 0% |
| Total Programs | 3 | | Total Participants | 21 | |



May

Overview

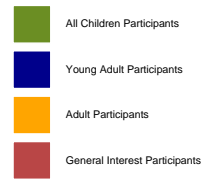
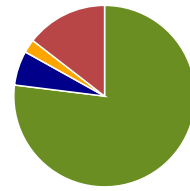

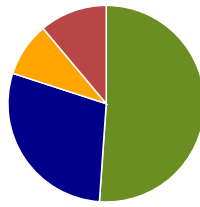
| | | | | | |
|---------------------------|-----------|--------|-------------------------------|------------|--------|
| All Children Programs | 0 | 0% | All Children Participants | 0 | 0% |
| Young Adult Programs | 9 | 81.82% | Young Adult Participants | 428 | 78.24% |
| Adult Programs | 2 | 18.18% | Adult Participants | 119 | 21.76% |
| General Interest Programs | 0 | 0% | General Interest Participants | 0 | 0% |
| Total Programs | 11 | | Total Participants | 547 | |




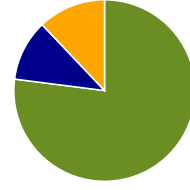

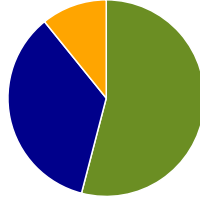
June

Overview

| | | | | | |
|---------------------------|----|--------|-------------------------------|------|--------|
| All Children Programs | 23 | 51.11% | All Children Participants | 4072 | 76.96% |
| Young Adult Programs | 13 | 28.89% | Young Adult Participants | 324 | 6.12% |
| Adult Programs | 4 | 8.89% | Adult Participants | 127 | 2.4% |
| General Interest Programs | 5 | 11.11% | General Interest Participants | 768 | 14.52% |
| Total Programs | 45 | | Total Participants | 5291 | |



| July | | | | | |
|---------------------------|----|--------|-------------------------------|------|--------|
| Overview | | | | | |
| All Children Programs | 20 | 54.05% | All Children Participants | 1525 | 77.02% |
| Young Adult Programs | 13 | 35.14% | Young Adult Participants | 216 | 10.91% |
| Adult Programs | 4 | 10.81% | Adult Participants | 239 | 12.07% |
| General Interest Programs | 0 | 0% | General Interest Participants | 0 | 0% |
| Total Programs | 37 | | Total Participants | 1980 | |



| Year in Review | | | | | |
|---------------------------|-----|--------|-------------------------------|------|--------|
| Overview | | | | | |
| All Children Programs | 43 | 38.74% | All Children Participants | 5597 | 68.33% |
| Young Adult Programs | 41 | 25.23% | Young Adult Participants | 1198 | 11.99% |
| Adult Programs | 22 | 16.22% | Adult Participants | 628 | 4.75% |
| General Interest Programs | 5 | 4.5% | General Interest Participants | 768 | 9.38% |
| Total Programs | 111 | | Total Participants | 8191 | |

